

# iResponse PRO - Classroom Responder System

*User Guide - Supplement*



# 1 Printing

## Instructions for printing session results

### Overview

Version 1.6.1 of the iResponse Pro Utility (PC and Mac) now provides the ability to print the results of the iResponse session.

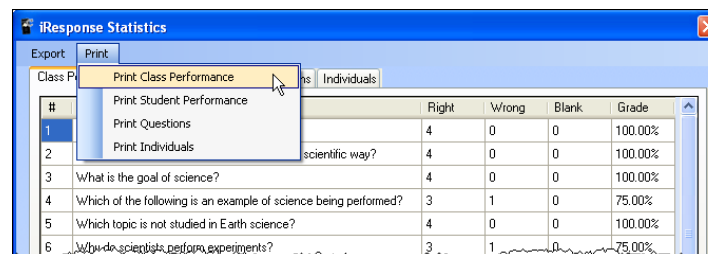
The pre-formatted print options include:

- Class Performance
- Student Performance
- Individual Response sorted by Question
- Individual Response sorted by Individual

### Class Performance

Prints the class performance by question in an ordered list displaying the number of correct responses, incorrect responses, and blank responses.

Select Print - Print Class Performance to print with the default printer.



Copyright © 2010 TATE, Incorporated

All rights reserved.

CONTACT

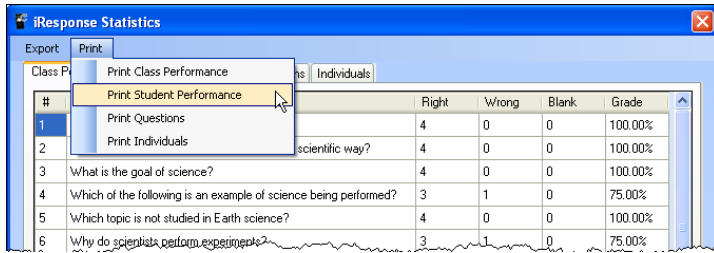
appsupport@tate-inc.com

Printed in the U.S.A.

## Student Performance

Prints the student's performance in an ordered list displaying the number of correct responses, incorrect responses, blank responses and the participant's grade.

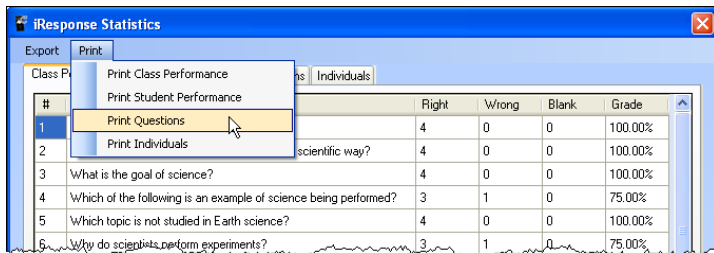
Select Print - Print Student Performance to print with the default printer.



## Questions

Prints the individual students response by question in an ordered list displaying each students response to the questions.

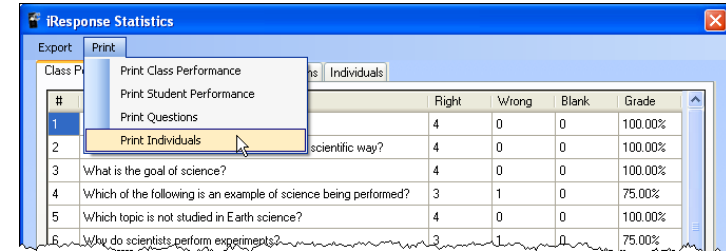
Select Print - Print Questions to to print with the default printer.



## Individual

Prints the individual students response for each question by individual in an ordered list displaying the each students response to the questions.

Select Print - Print Individual to to print with the default printer.



## 2 Saving a Session

### Instructions for saving a session

#### Overview

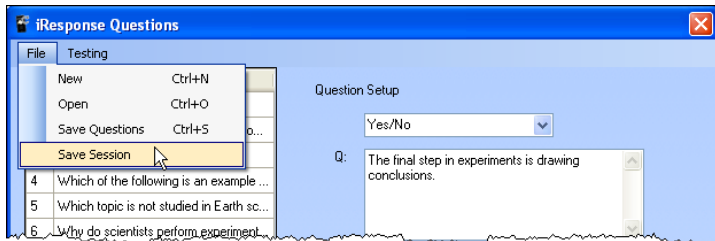
Version 1.6.1 of the iResponse Pro Utility (PC and Mac) now provides the ability to save a complete session.

Saving a sessions to view the session data at a later date and time, including:

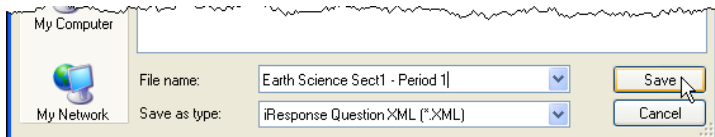
- Questions transmitted
- Individual responses, including graph display of responses
- All export options
- All print options

## Saving a session

Select File - Save Session to save all the data associated with an iResponse session.



*Note- Ensure the saved session has a unique file name. This will allow the user to differentiate between saved questions / tests and saved sessions.*



## Open a session

Select File - Open to open and view the saved session data.

